


SPECIFICATIONS

Features/Benefits

- 1.75 gpm (6.6 L/min) Max Flow @ 80 psi
- Single Function
- Easy Clean Nozzles
- Integral Check Valve



Available Color/Finishes

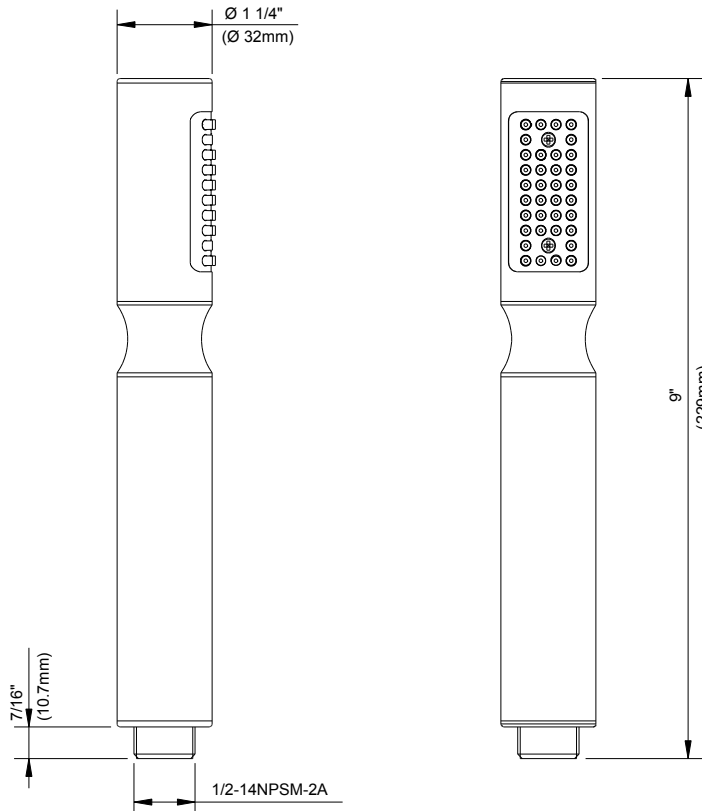
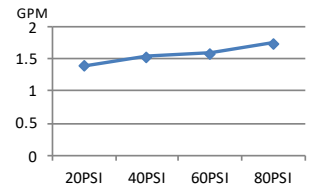
Color	Description
	Chrome

Please see gerberonline.com or current price list for available finishes. Finish is defined by additional suffix.

Standards & Certifications



Flow Rate



Submittal Information:

Name: _____
Location: _____

Contractor: _____
Contact #: _____