

### Features

- Vitreous china.
- Elongated bowl.
- Tank cover locks
- Equipped with Sloan FLUSHMATE® – Sloan® Valve Company.
- Polished chrome trip lever.
- Less seat and supply.
- 12" (305 mm) rough-in.
- 1.6 gpf (6.0 lpf).
- 12" (305 mm) x 10" (254 mm) water area.
- 30-1/2" (775 mm) x 21-1/4" (540 mm) x 29-3/4" (756 mm).

### Recommended Products/Accessories

K-4636 Cachet® Quiet-Close™ Elongated Toilet Seat  
K-5588 Purefresh® Elongated Toilet Seat  
K-4108 C³®-230 elongated cleansing toilet seat  
K-5420 Low-Profile Bolt Caps

### Included Components

Product consists of:

K-4303 Toilet Bowl  
K-4645-T Toilet Tank

Additional Components:

Bolt cap accessory pack  
Equipped with Sloan FLUSHMATE® – Sloan® Valve Company  
Tank accessory pack  
Tank cover  
Trip lever



### Codes/Standards





ASME A112.19.2/CSA B45.1  
DOE - Energy Policy Act 1992

### KOHLER® One-Year Limited Warranty

See website for detailed warranty information.

### Available Colors/Finishes

*Color tiles intended for reference only.*

| Color  | Code | Description  |
|--|------|--------------|
|  | 0    | White        |
|  | 96   | Biscuit      |
|  | 47   | Almond       |
|  | 7    | Black Black™ |

