

Oasis 3-Piece, 60 x 32, Ramped Threshold, Roll-In Shower Compartment With ActivLife 2-Bar (2-horizontal) Package



Specification – Oasis 3-piece FRP gelcoat shower compartment SH3P-MD-6032, having a 1/2-inch high maximum finished threshold with floor attachment flange on lower threshold. ActivLife package includes a single horizontal bar on the back wall and the control wall.

Standards Certification:

The shower compartment listed is manufactured in compliance with ANSI Z124 Standards, and certified through an ongoing, independent quality assurance and testing program.

The factory-applied grab bar package is certified through an independent review program.

NOTE: This model DOES NOT meet the required interior dimensions for ADA Roll-In Shower compliance.

60-inch / Private Access / Bars Only



SH3P-MD-6032 R / BP1-60
(RH drain / 2-bar package)
Model & Package Illustrated

NOTE: Positioning of factory attached grab bars allow for installation of a shower enclosure.

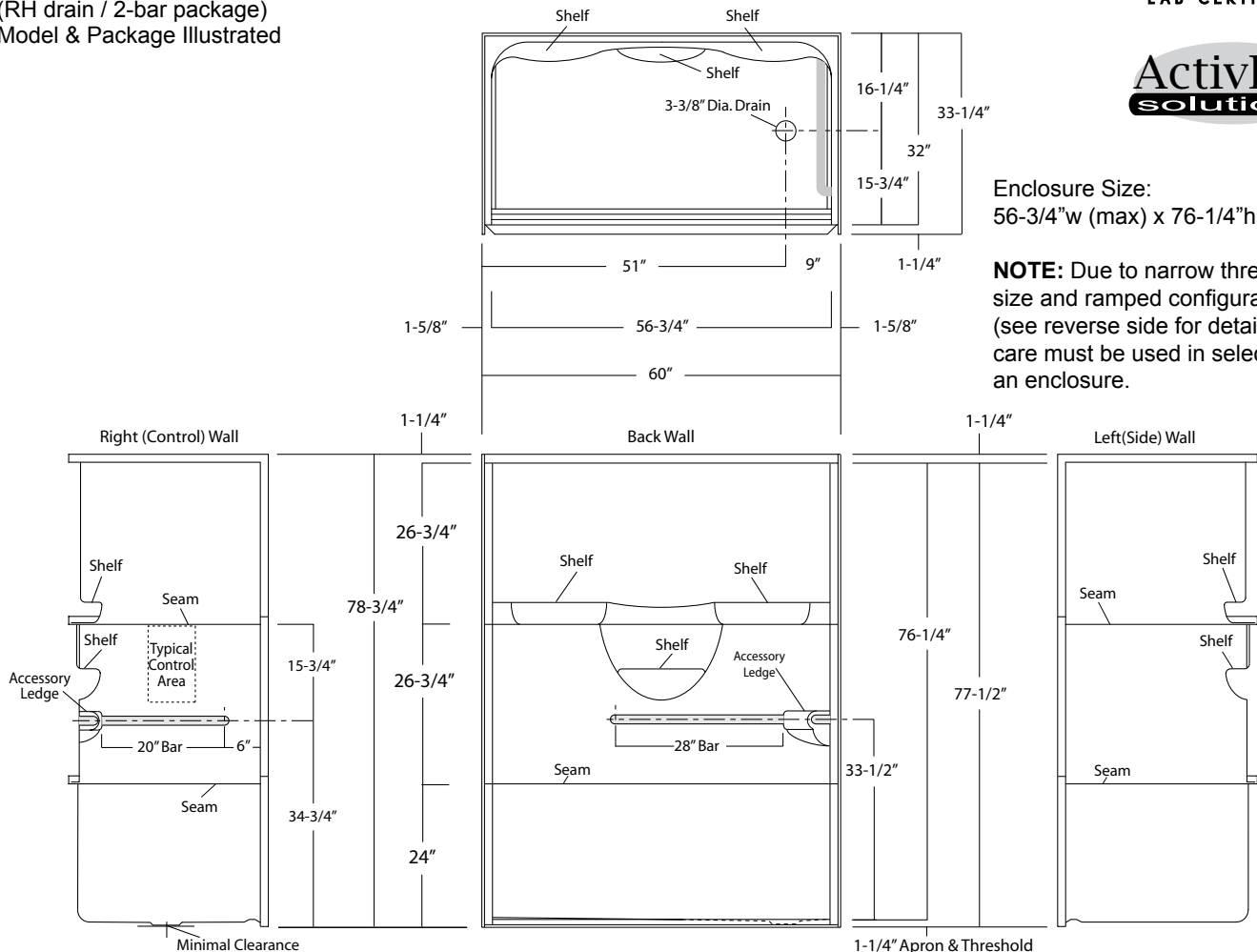


Home Innovation
LAB CERTIFIED™



Enclosure Size:
56-3/4" w (max) x 76-1/4" h (max)

NOTE: Due to narrow threshold size and ramped configuration, (see reverse side for details), care must be used in selecting an enclosure.



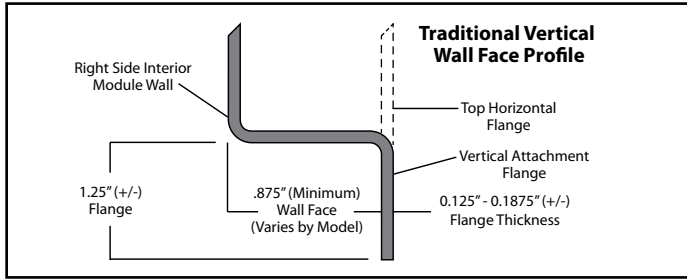
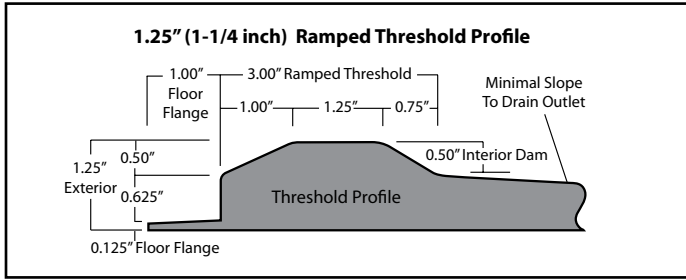


Dimensions shown are maximum. Due to the nature of the materials involved, actual unit dimensions can vary (tolerances: +0 / -3/8 inch). Oasis reserves the right to modify or discontinue product and/or associated equipment without prior written or verbal notification or obligation.

Model ID	Package Code	Description (define configuration referencing drain end)
SH3P-MD-6032 L (left drain) / BP1-60 SH3P-MD-6032 R (right drain) / BP1-60		60" x 32", 3-piece, end drain, ramped 1/2-inch threshold shower with ActivLife 1.50" dia. stainless steel 2-bar package (single horizontal back wall bar, single horizontal bar on control wall).
Powder Coated Bar Packages (1.25-inch dia.)		
SH3P-MD-6032 L (left drain) / BP1-60 WHT SH3P-MD-6032 R (right drain) / BP1-60 WHT		60" x 32", 3-piece, end drain, ramped 1/2-inch threshold shower with ActivLife 1.25" dia. white powder coated 2-bar package (single horizontal back wall bar, single horizontal bar on control wall).
SH3P-MD-6032 L (left drain) / BP1-60 OFW SH3P-MD-6032 R (right drain) / BP1-60 OFW		60" x 32", 3-piece, end drain, ramped 1/2-inch threshold shower with ActivLife 1.25" dia. off-white powder coated 2-bar package (single horizontal back wall bar, single horizontal bar on control wall).
SH3P-MD-6032 L (left drain) / BP1-60 SNK SH3P-MD-6032 R (right drain) / BP1-60 SNK		60" x 32", 3-piece, end drain, ramped 1/2-inch threshold shower with ActivLife 1.25" dia. nickel finish 2-bar package (single horizontal back wall bar, single horizontal bar on control wall).
	ADD / SHWR ROD-SH	Factory installed 1" dia. stainless steel shower curtain rod.

Package Notes:

1. Model available without listed package.
2. For 3-bar package, adding a vertical bar on control wall, see ActivLife "BP2-60" package code.
3. For bar and seat packages, see ActivLife "TL-RS/LS" and "TLV-RS/LS" package codes.
4. For REINFORCEMENT ONLY replicating "TL" package with RH or LH seat reinforcement, see ActivLife "TLRF-RS" or "TLRF-LS" package code.
5. For REINFORCEMENT ONLY for horizontal bars (HUD/FHA-Fair Housing), see ActivLife "FH" package code.
6. For expanded reinforcement package options, (with or without listed package components), see ActivLife "3SM" and "3SF" package codes.



- Photo 1: Grab Bars: Factory-installed 1.50-inch diameter, concealed attachment, 18 gauge, #304 brushed stainless steel grab bars. Concealed attachment design provides tamper-resistance and minimizes debris collection areas at contact points, compared to common exposed flange bar designs, without compromising bar attachment integrity. (Reinforced areas include a structural core material encapsulated in FRP composite.)
- Photo 2: Grab Bars: Factory-installed 1.25-inch dia. powder coated (in finishes listed above), concealed attachment, 18 gauge, #304 stainless steel grab bars. Concealed attachment design provides tamper-resistance and minimizes debris collection areas at contact points, compared to common exposed flange bar designs, without compromising bar attachment integrity. (Reinforced areas include a structural core material encapsulated in FRP composite.)